



Brambles: Summer vs. Fall

Mary Concklin

Extension Educator Emerita, UConn

Owner, Raspberry Knoll Farm, North Windham, CT

1

Considerations

Marketing

- ✓ Pick-your-own
 - ~ Summer
 - ~ Fall
- ✓ Wholesale
- ✓ Retail

Labor

- ✓ Pruning

Support system

- ✓ Permanent vs temporary

Winter injury potential

- ✓ Summer vs fall

2

Summer Fruiting Brambles

- ✓ **Floricane producing**
- ✓ **Canes are biennial**
- ✓ **Red, purple & black raspberries**
 - ~ Prelude, Moutere, Taylor, Encore, Boyne, Killarney, Latham, Nova
 - ~ Royalty
 - ~ Jewel, Bristol, Mac Black, Tahi
- ✓ **Blackberries**



Photos: Mary Concklin

3

Erect Blackberries

- Thorny: Illini Hardy, Kiowa, Darrow, Shawnee, Choctaw
- Thornless: Arapaho, Dirksen, Navaho, Caddo, Sweet Arc Ponca, Ouachita *



Photos: Mary Concklin

Trailing & Semi-erect Blackberries

- Trailing: Chester, Hull
- Semi-erect: Natchez, Black Satin, Triple Crown



4

Summer Bearing Red Raspberries	
Year 1 Cane: Primocanes	Year 2 Cane: Floricanes
Vegetative	Fruiting
No crop	Single crop on those canes
Thin out canes: 4-6 canes/square foot of row	Remove all fruiting canes after harvest. Thin 1 st year canes (see Year 1 column)

Summer Bearing Blackberries, Black & Purple Raspberries	
Year 1 Cane: Primocanes	Year 2 Cane: Floricanes
Vegetative	Fruiting
No crop	Single crop on those canes
Tip canes just above top wire during summer	Tip 1 st year vegetative canes
Thin out canes: 4-5 canes/crown Head laterals to 2-3 buds	Remove all fruiting canes after harvest. Thin 1 st year canes (see Year 1 column)

5



6



7

Support systems



Photo: Marvin Pritts, Cornell



Photo: Mary Concklin

8



9



10



Photo: Marvin Pritts, Cornell

11




Photo USDA

Photo: Marvin Pritts, Cornell

12

Late-Summer/Fall fruiting brambles

✓ Red raspberries

~ Heritage, Autumn Britton, Caroline, Josephine, Himbo Top, Imara, Kwanza, Kweli, Mapema, Nantahala, Polana, Polka, Jaclyn, Joan J, **Prelude**



✓ Black raspberries

~ Niwot

✓ Yellow raspberries

~ Anne, Kiwigold, Fall Gold, Double Gold



✓ Blackberries

~ Prime Jan, Prime Jim, Prime Ark 45, Prime Ark Freedom, Prime Ark Traveler



Photos: Mary Concklin

13

Fall Bearing Brambles: Primocane bearing – Single Crop

Year 1 Cane: Primocanes	
Fruiting	
Primary crop	
Mow/cut all canes down to ground	



UMass Archives

14

Temporary support system



Photos: Mary Concklin

15

Fall Bearing Brambles: Primocane bearing – Double Crop

Year 1 Cane: Primocanes	Year 2 Cane
Fruiting	Fruiting
Primary crop	2nd crop
After harvest: thin out the canes, cut off cane tops just below crop	Remove all fruiting canes immediately after harvest.

Permanent support system

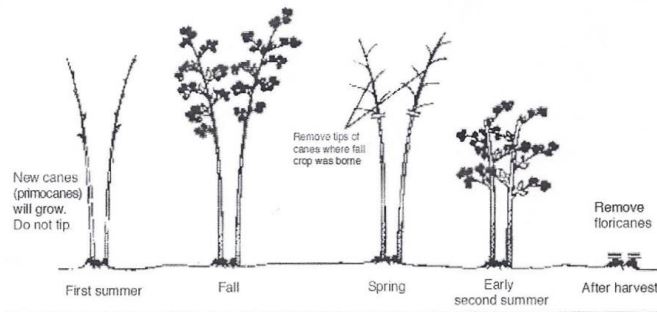



Diagram Purdue University

16



17



18